

SUZUKI



GT550

● We, the Suzuki Family




The hottest wheels in touring

Not only you are looking at the hottest wheels rolling in touring, you're also looking at the newest. New stripe. New tank colors. New short front fender for clean looks. And new soft rubber grips on the bar that allow for perfect control of acceleration. In addition to the newness, there's also Suzuki's great standard of performance features. Ram Air cooling. CCI lubrication. Disc braking for the front wheel. And angled-toward-you instrumentation.




Engine

Touring power supreme. The GT550 has Suzuki's famous 2-stroke power that means performance and dependability. Ram Air cooling keeps things that way, swirls air continuously for optimum efficiency. And, of course, there's CCI lubrication delivering oil efficiency to parts that heat up...crankcase, crankshaft, cylinder, and cylinder walls.



Disc brake

Stopping power at its safest. The GT550 is engineered with the safety you're looking for in a long-touring motorcycle. The disc brake on the front wheel gives you powerful stopping performance.




Switching

The GT550 also has electric and primary kick starting for quick start-up, and Suzuki's made the switching arrangement easy with systematic location at the end of each bar—on the left, turn signal and high/low beam switches and horn button, on the right the starter button and the engine kill switch.



Rear shocks


The rear shock absorber is angled and 5-way adjustable to keep you riding in different load conditions.



Candy Rose


Specifications

Maximum Speed:	184–192 kph (115–120 mph)
Maximum Horsepower:	53.0 hp/7,500 rpm S.A.E. NET
Maximum Torque:	5.35 kg-m (38.7 ft-lb)/6,000 rpm
Engine Type:	2-stroke, Ram Air cooled, 3-cylinder
Piston Displacement:	543 cc (33.1 cu-in)
Transmission:	5-speed, constant mesh
Fuel Tank Capacity:	15.0 ltr (4.0/3.3 US/Imp gal)
Lubrication:	Suzuki CCI
Overall Length:	2,195 mm (86.4 in)
Overall Width:	815 mm (32.1 in)
Overall Height:	1,160 mm (45.7 in)
Ground Clearance:	145 mm (5.7 in)
Suspension, Front:	Telescopic, oil-dampened
Suspension, Rear:	Oil-dampened, 5-way adjustable
Tires, Front:	3.25H19-4PR
Tires, Rear:	4.00H18-4PR
Dry Weight:	200 kg (441 lbs)
Starter:	Kick and electric
Color:	Candy Rose Black




Four-muffler arrangement

This arrangement says more than good styling. It also makes for better exhaust efficiency, which means better engine performance and quiet touring.



Seating

The seat is thickly padded, and both length and width combine to deliver a comfortable ride. In the front, it's a snug fit with the tank for easier straddling.



Instruments

These are angled toward you to keep changes in eye-line movement down to a minimum. They round out a grand standard of touring efficiency perfectly—speedometer, tachometer, trip-meter, and a digital gear indicator to show what gear you're in.



Black


*Specifications subject to change without notice.
*Note that there may be slight product color variations from colors printed in this leaflet.
*Standard and special specifications vary according to local requirements.

● Suzuki's always been the hottest name in touring

The hottest name in racing, too. And what we've learned in racing, we build into the GT550. This includes construction to minimize vibrations, maximize engine performance, and a frame that's long-life dependable.

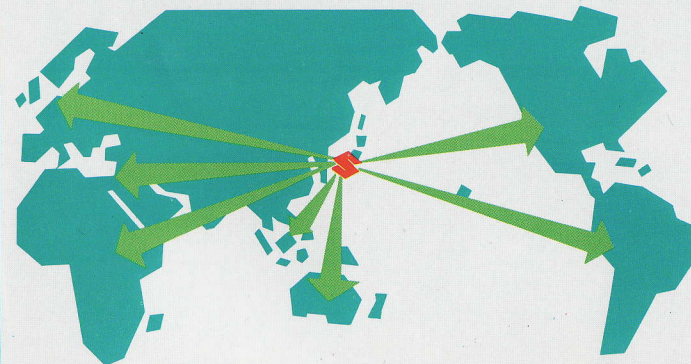
Suzuki research and development goes all out to give maximum value for your motorcycle investment—systems like CCI lubrication and Ram Air cooling attest to this.

Then there's our worldwide commitment to service whenever and wherever you need it. Suzuki is worldwide because touring excitement is worldwide. And the hottest wheels rolling amid all the excitement are the GT550's.



Head Office & Main Plant

Export Sales Network



SUZUKI MOTOR CO., LTD
300 Takatsuka, Hamamatsu, Japan

