



**Benelli**

1911




# Benelli



## 250 2C E

Engine 2 stroke - twin cylinder 231,4 cc  
Power 30 CV at 8000 r.p.m.  
Top speed 140 Km/h  
Dry weight Kg. 138




## 500 LS

Engine 4 stroke - OHC 4 cylinder 498,5 cc  
Power 49 CV at 8900 r.p.m.  
Top speed 180 Km/h  
Dry weight Kg. 183




### 125 TURISMO

Engine 2 stroke – single cylinder 120,6 cc  
Power 15,4 at 7800 r.p.m.  
Top speed 118 Km/h  
Dry weight Kg. 78,5




### 250 QUATTRO

Engine 4 stroke – OHC 4 cylinder 231,1 cc  
Power 27,8 at 10.500 r.p.m.  
Top speed 150 Km/h  
Dry weight Kg. 117



### 125 2C SE

Engine 2 stroke – twin  
Power 17 CV at 8100  
Topspeed 130 Km/h  
Dry weight Kg. 113



### 350 RS

Engine 4 stroke - OHC 4 cylinder 345,57 cc  
Power 38 CV at 9500 r.p.m.  
Topspeed 150 Km/h  
Dry weight Kg 168



### 750 SEI

Engine 4 stroke - OHC Six cylinder 747,7 cc  
Power 75 CV at 9000 r.p.m.  
Top speed 200 Km/h  
Dry weight Kg. 220


cylinder 124,77 cc  
p.m.




**CADDY** • Engine 2 stroke – single cylinder 49 cc – single speed – automatic centrifuge clutch – 3.50x7" wheels – dry weight Kg. 42



**EXPORT 3V** • Engine 2 stroke – single cylinder 49 cc – gear box 3 speed with handlebar lever – 2.1/4x16" wheels – dry weight Kg. 46



**MOTORELLA** • Engine 2 stroke – single cylinder 49 cc – single speed – automatic centrifuge clutch – 10" wheels – dry weight Kg. 43



**GENTLEMAN** • Engine 2 stroke – single cylinder 49 cc – single speed – automatic centrifuge clutch – 2.1/4x16" wheels – dry weight Kg. 46



**MAGNUM 5V** • Engine 2 stroke – single cylinder 49 cc – gear box 5 speed with foot control lever – 4.00x10" wheels – dry weight Kg. 55



**MAGNUM 3V** • Engine 2 stroke – single cylinder 49 cc – gear box 3 speed with handlebar lever – 3.50x10" wheels – dry weight Kg. 45



**50 TURISMO** • Engine 2 stroke – single cylinder 49 cc – gear box 5 speed with foot control lever – 2.50x18" wheels – dry








**50 CROSS** • Engine 2 stroke – single cylinder 49 cc – gear box 5 speed with foot control lever – 2.50x19" front wheel – 3.00x17"

Benelli started producing motorcycles in 1911 and since then has been keeping pace with the ever increasing technical progress. A clear demonstration of this is the 750 cc six-cylinder which features the most cylinder-practioned motorcycles engine in the world that

gives added riding smoothness, faster acceleration and better roadholding qualities that have made travelling on two-wheels a completely new experience. The Benelli range, however, includes also a number of models that can meet the most different

requirements: from the easy handled and fast 125 single to the fleeting two-cylinder 250, the very comfortable 250 Quattro, 350 RS, 500 LS four cylinder, to say nothing of a wide range of mopeds.



Benelli motorcycles are a typical example of Italian styling. This very sophisticated styling involves not only the most prominent cycle parts such as the tank, seat, instrument panel etc. but also the items that to this date seemed to be «untouchable», i.e. the exhaust pipe

(see the Benelli Sei) or the passing from chromed to burnished parts of the engine and all this without any negative influence whatever on the efficiency of each item.



# Benelli

*Maxi-motor*

Kalundborgvej 203, 4300 Holbæk  
Tlf. 03-43 37 55

**F.lli Benelli s.p.a.**  
Viale Mameli, 22  
Tel. (0721) 63641  
61100 Pesaro